

嘉耐股份有限公司  
**JYA NAY CO., LTD.**

中高壓用陶瓷電容器  
**CERAMIC DISC CAPACITORS**  
**2~10KV DC**  
**CLASS II**

總公司 桃園市中壢區民族路六段 230 巷 9 號

Head Office: 9 Ln 230 Sec 6 Minzu Rd Zhongli District Taoyuan Taiwan

[Tel:886-3-4903829](tel:886-3-4903829) Fax:886-3-4903871 e-mail: [sales@jyanay.com.tw](mailto:sales@jyanay.com.tw)

# High Voltage Ceramic Capacitor

## PART NUMBER CODE

3D	09	B	102	K	Y	7	2	1	N
1	2	3	4	5	6	7	8	9	10

### 1. Rated Voltage

Code	3A	3D	3F	3G	3J	3K	4A	4C
Rated Voltage	1KV DC	2KV DC	3KV DC	4K VDC	6K VDC	8K VDC	10K VDC	15K VDC

### 2. Body Diameter(D:mm)

Code	05	06	07	08	09	10	11	12	14	16	18	20
D max.	5.5	6.5	7.5	8.5	9.5	10.5	11.5	12.5	14.5	16.5	18.5	20.5

### 3. Temperature Characteristics

Code	B(Y5P)	R(X7R)	E(Y5U Z5U)	F(Y5V Z5V)
Cap.Change (%)	±10	±15	+22 -56	+22 -82

Code	C (NPO)	SL
Temp.coeff. (ppm/°C)	0±60	+350 -1000

### 4. Capacitance

Code	Capacitance(PF)
010	1
1R5	1.5
100	10
101	100
102	1000
222	2200
104	100000
224	220000

### 5. Capacitance Tolerance

Code	Cap. Tol.
C	±0.25PF
D	±0.5PF
J	±5%
K	±10%
M	±20%
S	+50%~-20%
Z	+80%~-20%
P	+100%~-0%

### 6. Lead Shape Code

Code	Lead Configuration
K	INSIDE KINK
D	OUTSIDE KINK
Y	VERTICAL CRIMP
L	STRAIGHT

### 7. Lead Spacing Code (F)

Code	Dimension(mm)
1	12.5±0.8
5	5.0±0.8
6	6.35±0.8
7	7.50±0.8
0	10.0±0.8

### 8. Lead Length Code (L)

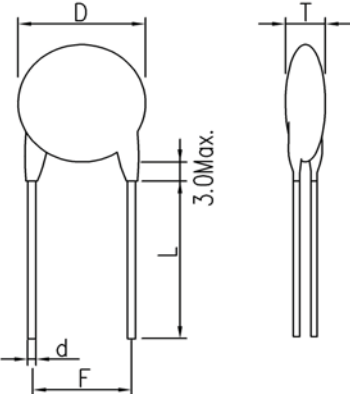
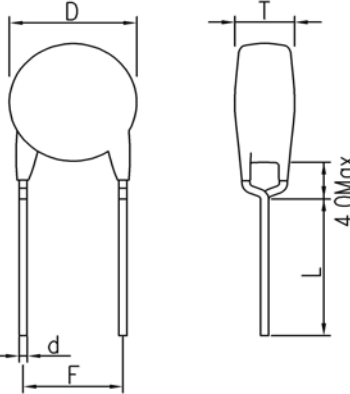
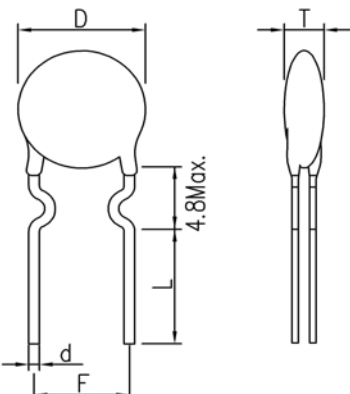
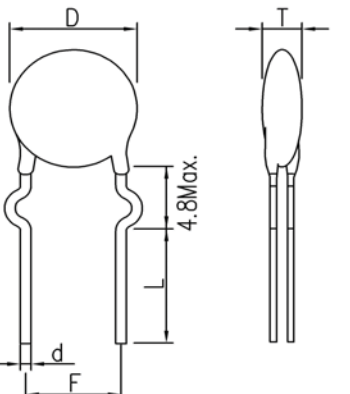
Code	Dimension(mm)
2	25Min
3	3.5±0.5
5	5.0±0.8
0	10.0±1.0
T	TAPING BOX
R	TAPING REEL

### 9. Feed Hole Pitch(Taping)

Code	Dimension(mm)
1	12.7
2	25.4
5	15
Nil	Bulk Type

10. Code: N RoHS  
H HF

11. Code: C Suffix

L Type (Straight)	Y Type (Vertical Crimp)
	
K Type (Inside Kink)	D Type (Outside Kink)
	

# High-Voltage Ceramic Capacitor F Serial (CLASS II / 2KV~10KVDC)

## General Specifications:

1. Capacitance ( C ): 1000 pF ~ 10000 pF measured at 25°C with 1±0.1KHz and 3Vrms max.
2. Dissipation Factor (DF): 2.5% Max. at 25°C with 1±0.1KHz and 3Vrms max.
3. Insulation Resistance (IR): 10000MΩ Min. measured with DC500±50V within 60±5 sec of charging
4. Dielectric Strength: Apply DC Test Voltage W.V.( 2~3KV is 200%, 5KV ≥ W.V. ≥ 3KV is 175%, W.V. > 5KV is 150% ) for 1~5 sec (Charge/Discharge current ≤ 50mA)
5. Temperature Characteristic (TC): F (-25°C ~ 85°C Within +22/-82%)
6. Operating Temperature Range: -25°C ~ 125°C
7. Coated with flame-retardant epoxy resin. (equivalent to UL94V-0 standards)
8. All capacitors are accord with RoHS standards.

RATED VOLTAGE Edc: 2KV				
Part No.	Cap (Pf)	Dia(mm) Max.	T(mm) Max.	Cap. Tol.
3D06F102M□□□□	1000	6.5	5.0	M,Z
3D07F152M□□□□	1500	7.5	5.0	M,Z
3D07F222M□□□□	2200	7.5	5.0	M,Z
3D08F332M□□□□	3300	8.5	5.0	M,Z
3D09F472M□□□□	4700	9.5	5.0	M,Z
3D10F562M□□□□	5600	10.5	5.0	M,Z
3D11F682M□□□□	6800	11.5	5.0	M,Z
3D12F103M□□□□	10000	12.5	5.0	M,Z

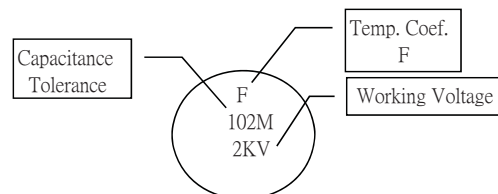
RATED VOLTAGE Edc: 3KV				
Part No.	Cap (Pf)	Dia(mm) Max.	T(mm) Max.	Cap. Tol.
3F06F102M□□□□	1000	6.5	6.5	M,Z
3F07F152M□□□□	1500	7.5	6.5	M,Z
3F07F222M□□□□	2200	7.5	6.5	M,Z
3F09F332M□□□□	3300	9.5	6.5	M,Z
3F10F472M□□□□	4700	10.5	6.5	M,Z
3F12F562M□□□□	5600	12.5	6.5	M,Z
3F12F682M□□□□	6800	12.5	6.5	M,Z
3F14F103M□□□□	10000	14.5	6.5	M,Z

RATED VOLTAGE Edc: 6KV				
Part No.	Cap (Pf)	Dia(mm) Max.	T(mm) Max.	Cap. Tol.
3J09F102M□□□□	1000	9.0	8.0	M,Z
3J10F152M□□□□	1500	10.0	8.0	M,Z
3J11F222M□□□□	2200	11.0	8.0	M,Z
3J13F332M□□□□	3300	13.5	8.0	M,Z
3J14F472M□□□□	4700	14.5	8.0	M,Z
3J16F562M□□□□	5600	16.0	8.0	M,Z
3J17F682M□□□□	6800	17.5	8.0	M,Z
3J21F682M□□□□	10000	21.0	8.0	M,Z

RATED VOLTAGE Edc: 8KV				
Part No.	Cap (Pf)	Dia(mm) Max.	T(mm) Max.	Cap. Tol.
3K10F102M□□□□	1000	10.0	9.0	M,Z
3K11F152M□□□□	1500	11.5	9.0	M,Z
3K13F222M□□□□	2200	13.0	9.0	M,Z
3K15F332M□□□□	3300	15.0	9.0	M,Z
3K17F472M□□□□	4700	17.0	9.0	M,Z
3K19F562M□□□□	5600	19.0	9.0	M,Z
3K20F682M□□□□	6800	20.0	9.0	M,Z

RATED VOLTAGE Edc: 10KV				
Part No.	Cap (Pf)	Dia(mm) Max.	T(mm) Max.	Cap. Tol.
4A11E102M□□□□	1000	11.0	10.0	M,Z
4A12E152M□□□□	1500	12.0	10.0	M,Z
4A14E222M□□□□	2200	14.0	10.0	M,Z
4A16E332M□□□□	3300	16.0	10.0	M,Z
4A19E472M□□□□	4700	19.0	10.0	M,Z
4A20E562M□□□□	5600	20.0	10.0	M,Z
4A22E682M□□□□	6800	22.0	10.0	M,Z

## Markings:



Please contact us concerning above 10kv and other capacitance specification